




Investor Presentation

November 2016



Legal Stuff

This presentation and our accompanying comments include “forward-looking statements.”

These statements may relate to future events or our future financial performance and are subject to known and unknown risks, uncertainties and other factors that may cause our actual results, levels of activity, performance or achievements to differ materially from those expressed or implied by these forward-looking statements. This presentation and our accompanying comments do not purport to identify the risks inherent in an investment in Domino's Pizza and factors that could cause actual results to differ materially from those expressed or implied in the forward-looking statements. These risks include but are not limited to those risk factors identified in Domino's Pizza, Inc.'s Annual Report on Form 10-K for the fiscal year ended January 3, 2016, as well as other SEC reports filed by Domino's Pizza, Inc. from time to time. Although we believe that the expectations reflected in the forward-looking statements are based upon reasonable estimates and assumptions, we cannot guarantee future results, levels of activity, performance or achievements. We caution you not to place undue reliance on forward-looking statements, which reflect our estimates and assumptions and speak only as of the date of this presentation and you should not rely on such statements as representing the views of the Company as of any subsequent date. We undertake no obligation to update the forward-looking statements to reflect subsequent events or circumstances. In light of the above, you are urged to review the disclosures contained in the Domino's Pizza, Inc. SEC reports, including the risk factors contained therein.

This presentation contains trade names, trademarks and service marks of other companies. We do not intend our use or display of other parties' trade names, trademarks and service marks to imply a relationship with, or endorsement or sponsorship of, these other parties.

Domino's – Iconic Brand

**GLOBAL
MOMENTUM**

U.S. MOMENTUM

**INNOVATIVE
TECHNOLOGY
LEADER**

**STRONG
FRANCHISE
MODEL**



Global Momentum



Global Momentum

Enterprise of More Than 13,200 Stores

51% International
Global Retail Sales

**IN OVER 80 DEVELOPED AND
EMERGING MARKETS**

7,979 STORES



49% Domestic
Global Retail Sales

**~840 U.S. INDEPENDENT
BUSINESS OWNERS**

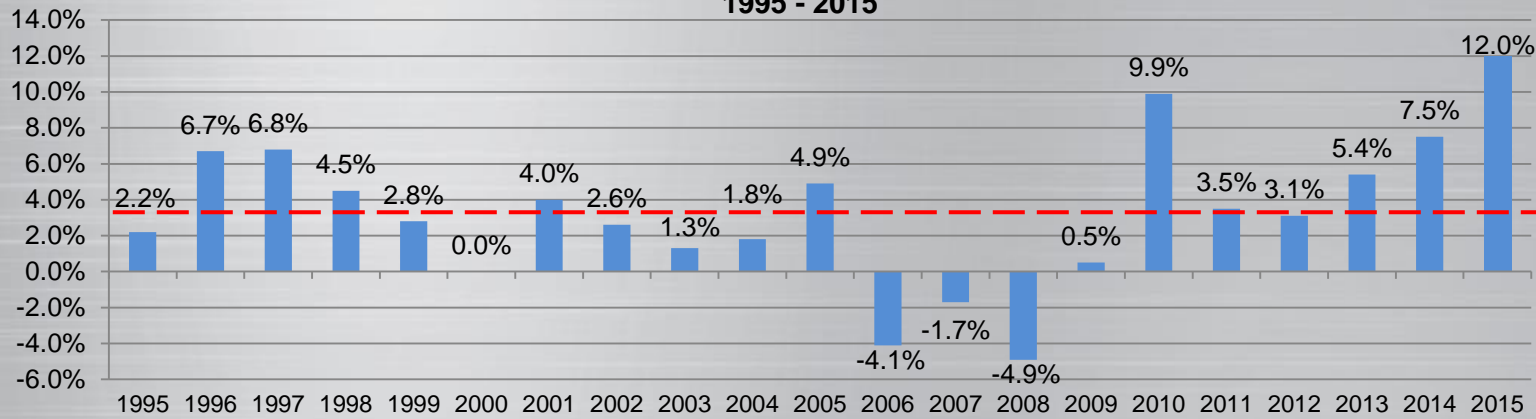
5,273 STORES



Global Momentum

Same Store Sales Track Record

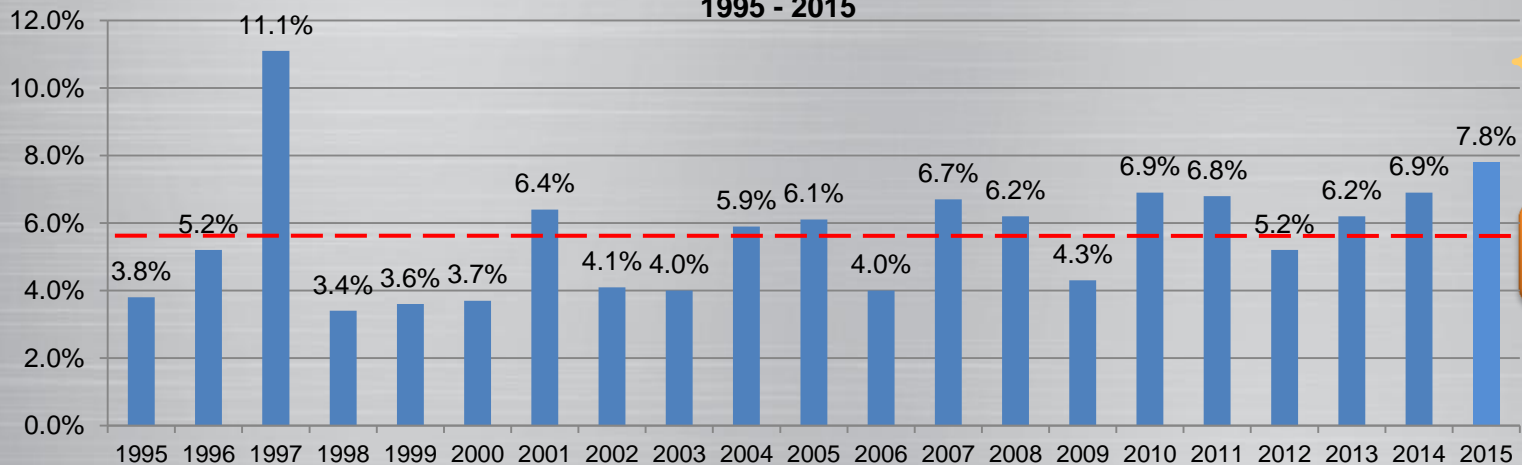
U.S. Same Store Sales 1995 - 2015



17 out of 21
years of
positive sales

Avg:
+3.3%

International Same Store Sales 1995 - 2015



22 consecutive
years of
positive sales

Avg:
+5.6%

International sales exclude the impact of foreign currency exchange rate changes

Global Momentum

Robust International Growth

- **Unprecedented 91-Quarter Record of Consecutive Same Store Sales Growth**
- **Master Franchise Model**
- **Profits Driven by Franchise Royalties**
- **Ranks Among the Top Publicly-Traded Restaurant Companies by Store Count**

**Five-Year International
Retail Sales CAGR of
11.5%***

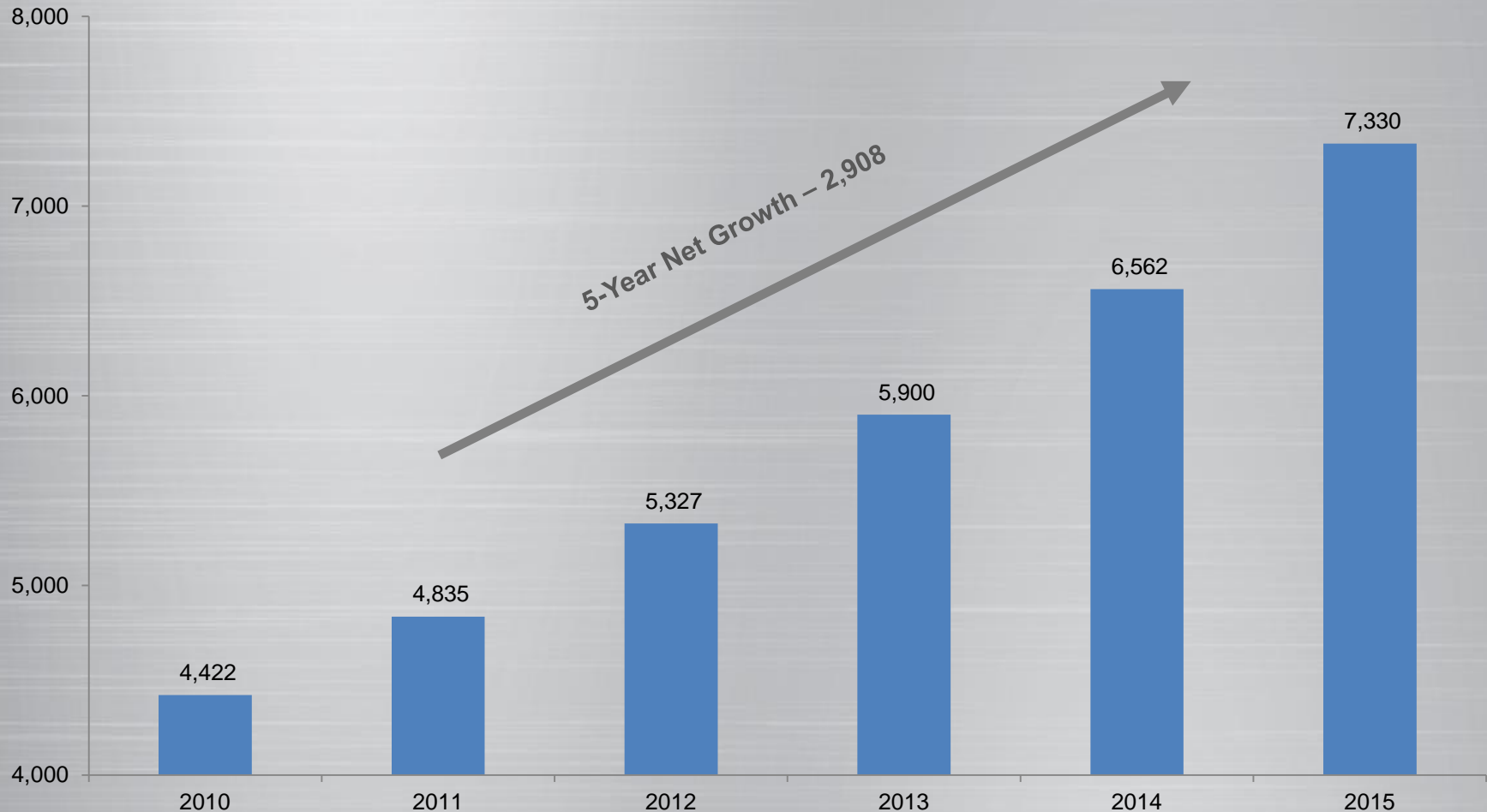


**DOMINO'S PIZZA
VIETNAM**

Global Momentum

Strong International Store Growth

International Store Count



Global Momentum

Balanced Growth and Opportunity – Our 15 Largest Markets*

Developed Markets

Top Markets	Last Disclosed Store Count*	Potential Store Count
UK / Ireland	967	1,600
Australia / New Zealand	714	1,200
South Korea	426	500
Japan	453	850
Canada	422	700
France	298	1,000
Netherlands	197	300
Spain	186	350
Taiwan	132	150
TOTAL	3,795	6,650

Emerging Markets

Top Markets	Last Disclosed Store Count*	Potential Store Count
India	1,081	1,800
Mexico	632	850
Turkey	466	700
Saudi Arabia	201	250
Malaysia	167	350
Brazil	155	500
TOTAL	2,702	4,450

- **#1 or #2 Pizza Delivery Market Position in Top 15 Markets**
- **Potential for Additional 4,600 Stores in Top 15 Markets Alone**

Delivery market position and potential store count based on Company and master franchisee estimates
 Australia/New Zealand, Japan, Netherlands, and France store count as of Aug. 16, 2016 (H2'16)
 United Kingdom store count as of Oct. 12, 2016 (Q3'16 Trading Statement)

Mexico and Spain store count as of Oct. 27, 2016 (Q3'16)
 India store count as of Oct. 26, 2016 (Q2'17)
 All other countries based on DPZ's Q3 2016 timing

Global Momentum

Impressive International Growth in Our Category

**Among the Fastest Growing
American QSR Chains in Terms of
International Store Count**

**Store Count Has Grown Faster
Internationally than Pizza Hut
or Papa John's**

Five-Year International Store Growth*

Domino's:	+ 2,908
Pizza Hut®:	+ 2,429
Papa John's®:	+ 796



**DOMINO'S PIZZA
THAILAND**

*1/1/2011-12/31/2015

Note: Papa John's excludes Canada, Alaska and Hawaii from international numbers

Global Momentum

Strong International Franchise Base

More than Half of
International Stores
Owned by Four Public
Companies



Domino's Pizza Enterprises Ltd.

Australia, New Zealand, Japan, Netherlands, France,
Belgium, Germany

DMP	Market Cap \$4,994M
	Store Count 1,983

Jubilant FoodWorks Ltd.

India, Sri Lanka

JUBI	Market Cap \$1,062M
	Store Count 1,081

Domino's Pizza Group PLC

United Kingdom, Ireland, Germany, Switzerland

DOM	Market Cap \$2,411M
	Store Count 983

Alsea SAB de CV

Mexico, Colombia, Spain

ALSEA	Market Cap \$2,982M
	Store Count 888

Market cap numbers as of Sept. 9, 2016
DPE store count as of Aug. 16, 2016 (FY'16)
Alsea store count as of Oct. 27, 2016 (Q3'16)

Market cap numbers adjusted for local currency
DPG store count as of Oct. 12, 2016 (Q3'16 Trading Statement)
Jubilant store count as of Oct. 26, 2016 (Q2'17)


U.S. Momentum



U.S. Momentum

Room to Grow

Pizza Delivery Market Share




■ Domino's Pizza

■ Other Major Pizza Chains

■ Small Chains and Independents

Total QSR Pizza Market Share



U.S. Momentum

2010 Started Brand Turnaround

- **Reinvented Core Pizza – Improved Food Quality on Menu**
- **Brand News Moved from Limited Time Products to:**
 - Product platforms
 - Transparency
 - Technology
 - Value
- **Marketing that Continues to Resonate with Consumers**
- **Increasing Franchisee Profitability**
- **2010-2015 Domestic Retail Sales* CAGR of 7.7%**



*Domestic retail sales is defined as total retail sales at franchise and Company-owned stores in the contiguous U.S.

U.S. Momentum

Store Reimaging



**Reimage Standard is Global, Not Just in the U.S.
Expect to Be Substantially Complete by 2017**

U.S. Momentum

Supply Chain – Key Business Segment



16 dough manufacturing and food distribution centers


1 Equipment and Supply Facility

1 Vegetable Processing Center, 1 Pressed Product Plant

Pass-through pricing and profit sharing with franchisees

7 dough manufacturing and food distribution centers in Canada, Alaska and Hawaii

Innovative Technology Leader



Innovative Technology Leader

Estimated \$4.7 Billion Annually in Global Digital Sales*

- Domino's iPhone® and Android™ Apps Are Higher Rated on iTunes® and Google Play™ than Pizza Hut® and Papa John's®
- Domino's Apps Available for Approximately 95% of Smartphones
- Now Taking Well Over Half of U.S. Orders via Digital
- Share Technology Learnings Globally



*International digital sales estimate based on reported sales information and other data from franchisees for FY2015

Innovative Technology Leader

Building Blocks for Future Advances

- **Proprietary POS System**
- **Industry-Leading Digital Ordering Experience**
 - Pizza Profiles allows customers to save their favorite orders and speeds up ordering
 - Launched a digital loyalty program in late 2015
 - Domino's AnyWare™ platform expanding: Apple Watch, Amazon Echo, Ford SYNC®, Samsung Smart TVs®, tweet-to-order and text-to-order, and Facebook Messenger
 - Voice ordering for iPhone® and Android™ ordering apps



Strong Franchise Model



Strong Franchise Model

Pizza Store Unit Economics

- **Cost-Efficient Store Model**
 - Delivery and carryout
- **Moderate Cost to Open / Operate**
 - Small square footage
 - Makeline, oven and POS system
- **Yields Significant Cash Flow**
- **Average Franchise Store EBITDA in U.S. Has Increased Seven Consecutive Years**
 - \$125K+ in 2015*

DOMINO'S PIZZA
CARLSBAD, CALIFORNIA



*Average store economics are internal Company estimates based on unaudited results reported by franchise owners

Strong Unit Economics = Better Store Growth



Strong Franchise Model

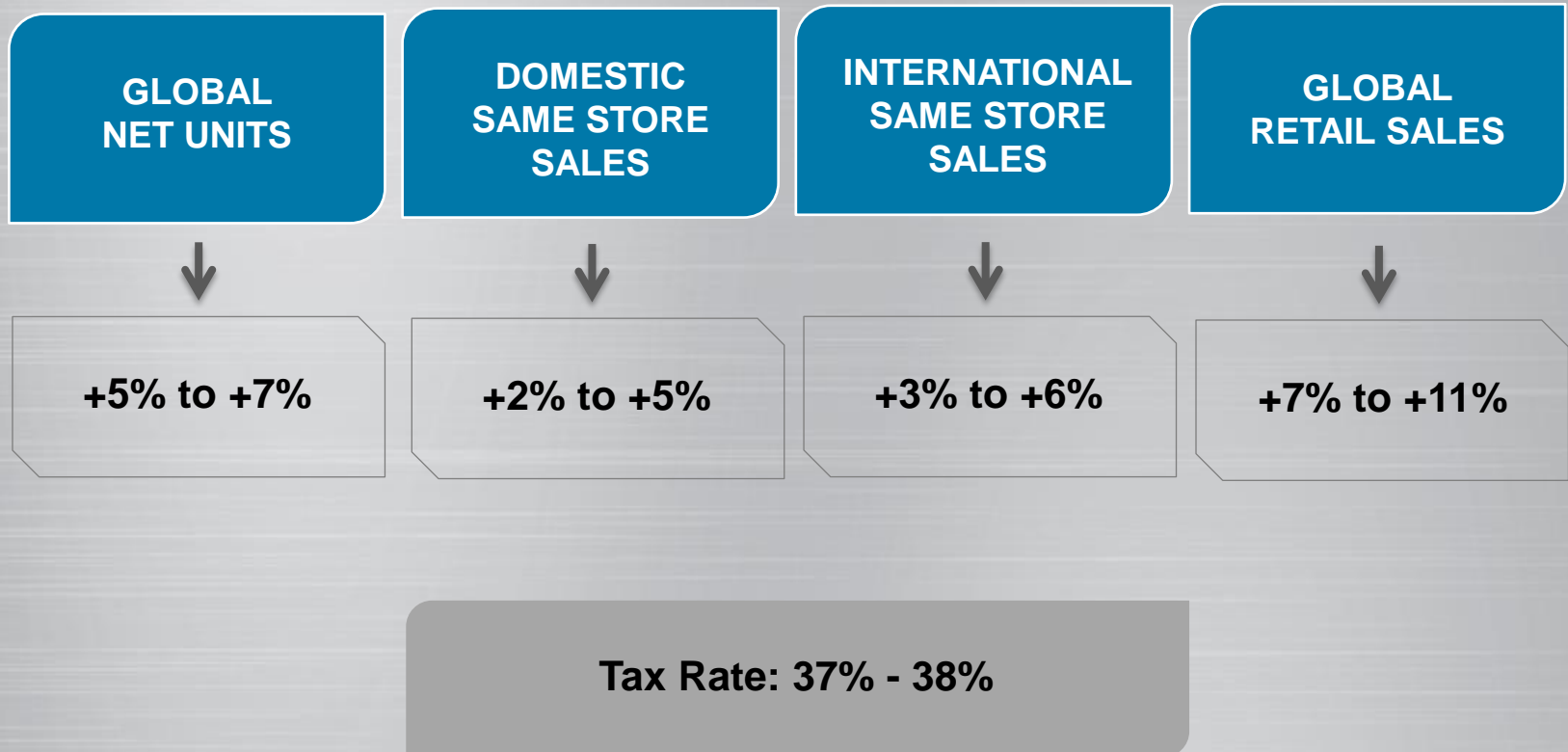
EPS Growth



Certain diluted EPS amounts are adjusted for items affecting comparability
Items adjusting reported EPS are detailed in the respective Earnings Release on Form 8-K

Strong Franchise Model

Long Range Outlook



Strong Franchise Model

Building Shareholder Value

- **97% Franchised Business with Historically Steady Cash Stream**
- **Cost-Efficient Store Model with Moderate Capital Requirements**
- **Franchise Model Functions Well with Leverage**
 - 2012 debt balance of \$923M as of Q3 2016
 - Callable at par July 2017
 - 2015 debt balance of \$1.3B as of Q3 2016
 - Preferred Debt-to-EBITDA ratio is 3-6x
- **Have Used Free Cash Flow to:**
 - Pay quarterly dividends (\$80M in 2015)
 - Pay two special dividends (2007 and 2012)
 - Buy back shares
 - \$739M in 2015 (\$600M from ASR) and \$284M through Q3 2016



Why Domino's?

One of the World's Top Public Restaurant Brands

**GLOBAL
MOMENTUM**

U.S. MOMENTUM

**INNOVATIVE
TECHNOLOGY
LEADER**

**STRONG
FRANCHISE
MODEL**



They told me to chase my
dreams. I called Domino's
and ordered a large
pepperoni pizza.



Thank You